

B220PXE

21,7 m

The new B220PXE platform integrates the double "up-and-over" articulation with an innovative telescopic boom and end mounted basket.

Simple, with excellent outreach, you can overcome obstacles and reach areas that have been inaccessible until now without using more complex machinery.

Rigid, easy and technologically advanced: up to 250 kg max. with horizontal reach of 11.2 m and 120kg capacity in the basket.



EN

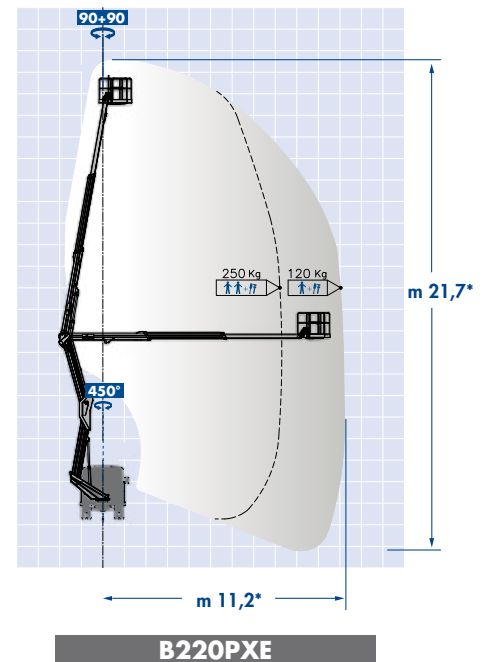
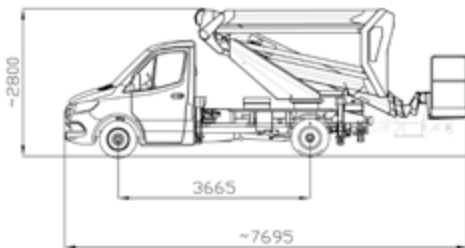



B220PXE



PERFORMANCE:

1. End mounted basket for precision work (chimneys, roofs, balconies, etc.) which lowers the cage flat to the ground.
2. Pantographs with balanced overall dimensions, ease of use and great performance.
3. 360 ° rotation without restrictions with 250 kg in the basket up to the maximum height.
4. Vertical, vehicle- width stabilization.
5. Up and over with 11.2 meters of outreach and 120kg of capacity in the basket
6. Simple and intuitive controls.
7. Control systems among the most advanced, precise and responsive in use.
8. Light weight but robust structure.
9. Compact and balanced on the road like a normal car.
10. Easy and intuitive, ideal for self drive rental



MODEL	Working Height (m)*	Max. Outreach (m)*	Basket Capacity (kg)*	Turret Rotation (°)	Basket Rotation (°)	GVW min. (to)*
B220PXE	21,7	8,3 / 11,2	250 / 120	450	90 + 90	3,5

* Depending on vehicle



GSR SpA Via Lea Giaccaglia, 5 - 47924 Rimini (RN) - Italia
 Tel. + 39 0541 397811 - Fax + 39 0541 384491
 www.gsrspa.it e-mail: sales@gsrspa.it

Company with Quality Management System certified by DNV - ISO 9001:2015

Dealer